

**About MMOG.np**

Where can I find more information about MMOG/LE and MMOG.np? ..... 2

Is MMOG v5 available as an Excel Workbook ? ..... 2

What languages are the available in MMOG.np? ..... 2

**Obtaining a MMOG.np licence**

Where can I purchase a licence? ..... 2

What do I have to do after purchasing a licence? ..... 2

**MMOG.np licence pricing**

Do we need to pay an annual renewal fee? ..... 2

**Selecting the appropriate licence**

Do I need to order a MMOG.np licence for each customer who requests an assessment? ..... 3

What is the definition of a “site” in MMOG.np? ..... 3

I have 2 different supplier codes for the same plant for the same customer. Do I need to order a licence for 2 sites?... 3

We are a global company with many sites. What are the licensing options? ..... 3

**Adding sites to an MMOG.np licence**

I purchased a licence and I have already set up my Ecosystem. How can I increase the number of sites in my Ecosystem? ..... 4

**Administrative questions**

Can I assign a purchase order and select the payment method when ordering on the Odette website? ..... 5

When I have placed my order, how can I access my invoice? ..... 5

I have paid my licence fee for MMOG.np but I did not receive my order confirmation email? ..... 5

## About MMOG.np

### Where can I find more information about MMOG/LE and MMOG.np?

You can find more info about MMOG/LE and MMOG.np at <https://www.odette.org/mmog>.

### Is MMOG v5 available as an Excel Workbook ?

To use MMOG v5, you need to purchase a licence for MMOG.np. There is no Excel workbook available for MMOG v5.

### What languages are the available in MMOG.np?

- For the catalogues (list of criteria for MMOG v4 and v5): English, Chinese, French, German, Italian, Japanese, Korean, Portuguese, Spanish, Turkish
- For the application: English and German

## Obtaining a MMOG.np licence

### Where can I purchase a licence?

You can purchase a licence for MMOG.np for the required number of sites (plant locations) at <https://www.odette.org/mmog>

For large volume orders, contact Odette at <https://www.odette.org/mmog> and we will send you an official offer.

### What do I have to do after purchasing a licence?

**AFTER** payment is received by Odette, you will receive a confirmation email which describes the next steps to follow:

- Connect to the MMOG online application
- Register your Company Account
- Request your Licence Key
- Receive your Licence Key and import it into your Company Account
- Set-up your MMOG "Ecosystem"

You will also have access to MMOG.np support material: quick start guide for suppliers, help videos, detailed user manuals, catalogues and profiles, etc.

## MMOG.np licence pricing

### Do we need to pay an annual renewal fee?

No. The licence fee for MMOGv4 and MMOGv5 is a one-time payment for the life of these versions. No need to purchase another licence until version 6 is required (not planned before 2023).

The current licence fee includes:

- Global MMOG v4 & v5.0 (FULL and BASIC profiles)
- Supplier & customer perspectives

## GETTING A MMOG.np LICENCE

### FAQs

- Unlimited number of customers/suppliers
- Multi-language (all available translations)
- Unlimited number of users
- Hosting and maintenance (interim releases of the application)
- User manuals

## Selecting the appropriate licence

### Do I need to order a MMOG.np licence for each customer who requests an assessment?

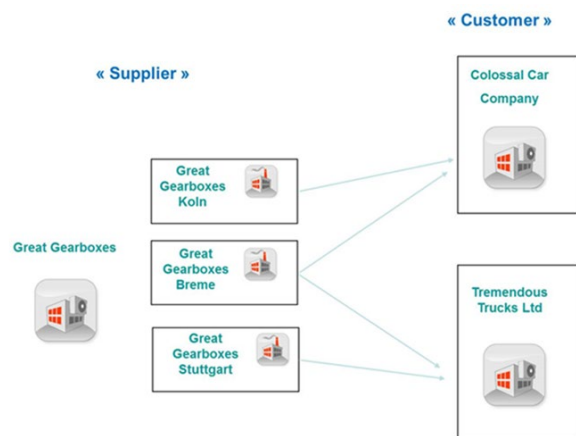
No. In MMOG.np, you need to order a licence for the number of sites (plant locations) within your company that need to be assessed. You can create assessments of these sites for an unlimited number of customers.

### What is the definition of a “site” in MMOG.np?

A site is a plant location within your company that needs to be assessed.

In MMOG.np, each supplier site can send an unlimited number of assessments to an unlimited number of customers (same as with Excel workbook for MMOG v4).

In the example below, the supplier Great Gearboxes has 3 different sites. Each site sends assessments to customers: Colossal Car Company and Tremendous Trucks Ltd.



You need to identify the number of sites (plant locations) within your company that send assessments to customers and order the appropriate licence.

### I have 2 different supplier codes for the same plant for the same customer. Do I need to order a licence for 2 sites?

In MMOG.np if you have 2 different supplier codes for the same site (plant location) for the same customer it means that, logically, you have 2 different sites. In that case, our advice is that you should contact your customer to confirm that they really need a separate assessment for each supplier code for the same site.

### We are a global company with many sites. What are the licencing options?

MMOG.np is very flexible and you can tailor your MMOG ecosystem(s) to suit the organisation of your company:

1. You can have a global company account that includes all your sites
2. You can have different accounts for different groups of sites (e.g. by region, by product type, etc.)
3. You can have an individual account for each of your sites

1. If you decide to set up a global account for all your sites, you need to buy one single licence which will cover the total number of sites to be assessed (the number can be [increased later](#), if necessary). You will need to manage and set up the ecosystem for all your sites centrally.
2. If you wish to split your sites into separate groups, you need to buy separate licences for each of those groups. Each group will be set up and managed as a separate ecosystem.
3. If you decide to have a separate account for each of your sites, you need to buy a separate licence for each site. Each site will then be responsible to manage and set up its own ecosystem.

Global or group ecosystems will allow you to get an overview on all assessments submitted to all customers by all sites covered in a single ecosystem. When the MMOG Analytics Module is available at the end of this year, you will also be able to run analytics at ecosystem level.

If you elect to set up separate ecosystem for each of your sites, you will get separate overview of assessments and analytics per site.

The price per site remains the same whichever option you select.

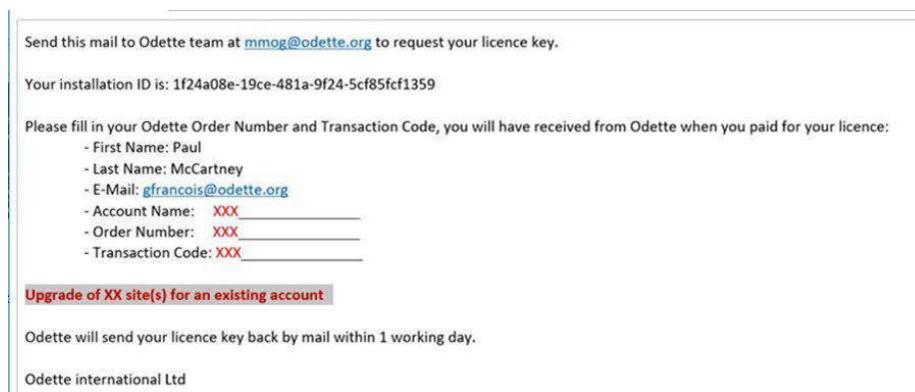
## Adding sites to an MMOG.np licence

**I purchased a licence and I have already set up my Ecosystem. How can I increase the number of sites in my Ecosystem?**

- Go to the Odette web shop <https://www.odette.org/mmog>
- Order another licence for the **additional** number of sites (plant locations) to be assessed

After receiving your order confirmation email:

- Go to the MMOG.np online application
- Request your Licence Key for the additional number of sites **indicating that the request is an upgrade for an existing account**

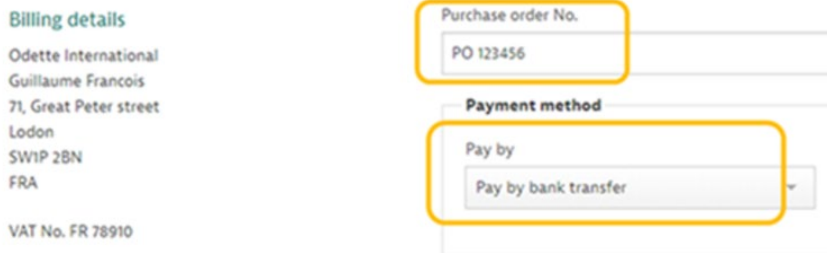


You will then receive a new licence to cover existing and new sites to be assessed.

### Administrative questions

#### Can I assign a purchase order and select the payment method when ordering on the Odette website?

The ordering process allows you to pay by credit card (immediate delivery) or by invoice (delivery within 1 working day of receipt of payment) and to assign a purchase order number (optional).



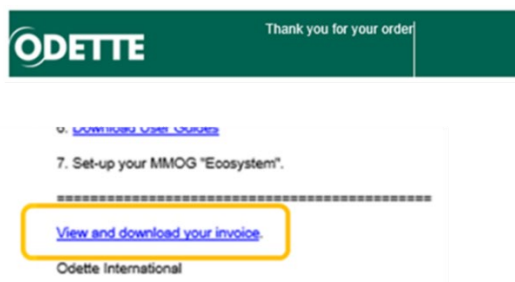
**Billing details**  
Odette International  
Guillaume Francois  
71, Great Peter street  
Lodon  
SW1P 2BN  
FRA  
VAT No. FR 78910

Purchase order No.  
PO 123456

**Payment method**  
Pay by  
Pay by bank transfer

#### When I have placed my order, how can I access my invoice?

You can access your invoice any time after purchase using the link “View and download your invoice” included in the order confirmation email you receive from Odette.



#### I have paid my licence fee for MMOG.np but I did not receive my confirmation email?

Depending on the country in which you are located, it can take several days for your bank transfer payment to arrive in the Odette bank account.

The confirmation email may have been blocked by your spam filter. Please check with your IT department.